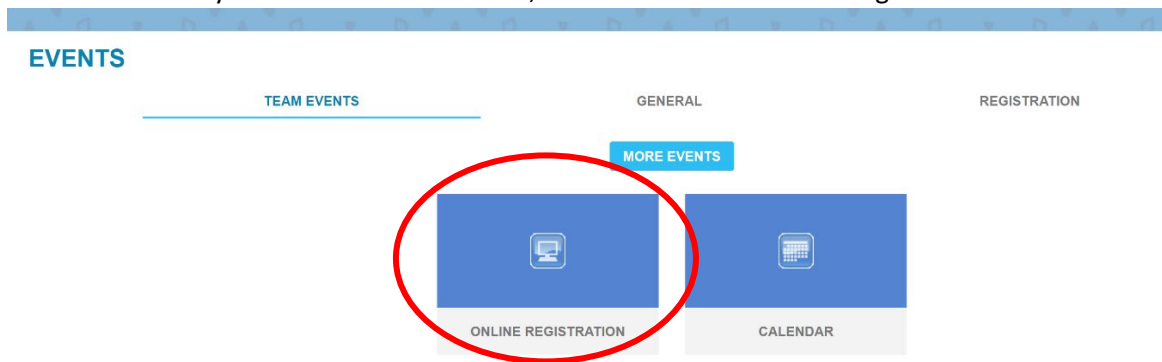




New Member Registration Instructions

1. Visit the [Nevada Tridents Webpage](https://www.teamunify.com/team/reczzopymo/page/home)
 - a. Click the link above or use <https://www.teamunify.com/team/reczzopymo/page/home>
2. Scroll down until you see the Events section, then click on the “Online Registration” button.



3. A new page will open that says “2022-2023 OPY Tridents” at the top.
 - a. Scroll down and click on the green button that says “Continue or Check Status”

HOME NEWS EVENTS LINKS INFO MEET POOL

2021 Swim Team

Open for Returning Members	Open for New Members
4/1/21 - 7/31/21	4/1/21 - 7/31/21

Date used to calculate Athlete's Age: 06/01/2021

Remaining Available Registrants: Unlimited.

Welcome to the **Nevada Neptunes** Electronic Registration platform for our upcoming swim season! We are pleased to offer electronic payment processing and registration. The process is simple for both new and returning members. You'll get access to your own private account that will enable you easily declare for swim meets, sign-up for jobs, see your children's swim times histories, maintain your own contact information, and more.

We look forward to having you join the **Nevada Neptunes** and be a part of another great season!

[Continue or Check Status](#)

4. Click the green button that says “+ Create New Account”

2021 Swim Team

[← Back](#)

Email

Password

[Forgot password?](#)

[Continue](#)

Registration is open for new members. If you have an existing account please login above to check registration status and register members.

[+ Create New Account](#)

5. In the box that opens, enter your email address and date of birth
- Date must be entered as MM/DD/YYYY)
 - Click Continue.

Create New Account

Email

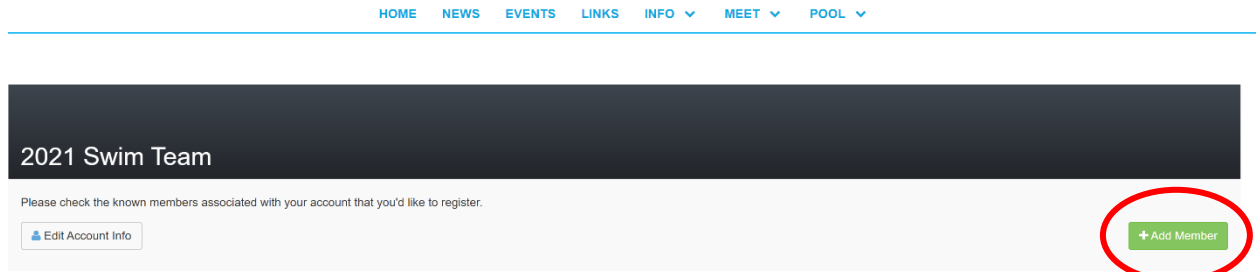
* Your Date of Birth

* The person performing the registration and creating an account must be 13 years of age or older.

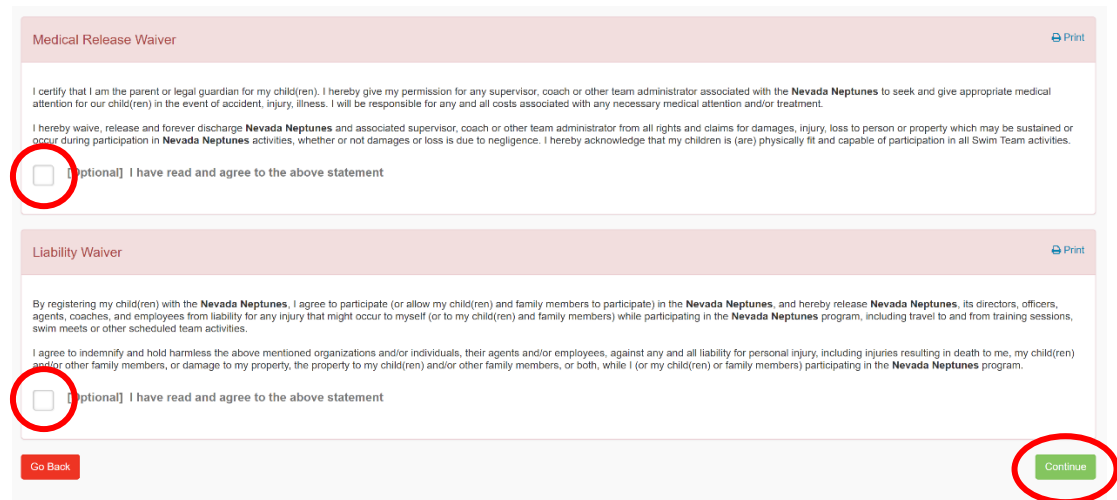
[Continue](#)

6. Complete the required information (noted by the red asterisks).
- Other information is helpful, but not required. Then click Continue.
Please note: A home phone number is required, if you do not have a home phone number, just enter a mobile number and leave the mobile number spot blank.
 - Click Continue.

7. On the following page, click the green button in the upper right corner that says “+ Add Member”).



- a. Complete the information for your swimmer.
 - b. In the “Register to this Group” field, you will chose if you wish to register for the pre-season, summer season, or both (there is a \$30 discount for signing up for both).
 - c. Click Add
8. If you have more than one swimmer, repeat step 7 for each swimmer. If you only have one swimmer, proceed to the next step.
9. Check the boxes next to the Medical Release Waiver and Liability Waiver
 - a. Click Continue.



10. On the next page, chose your payment method: Credit Card, Check, or Cash.
 - a. If you pay with a credit card, there is a processing fee applied. If you pay with cash or check, you can bring your payment to the next practice session.
 - b. Click “Proceed to Checkout”
 - c. If you pay with credit card, you will enter your card information on the next page.
11. Review the information and click “Submit Registration” in the lower right corner.
12. Your registration is now complete.